

Scorpion

4 X 4 Drive Concrete Pump



SCP Series

SCP 25.321
SCP 40.321
SCP 50.321
SCP 60.321
SCP 40.324
SCP 50.324
SCP 60.324
SCP 80.324



CONCRETE PUMPS
with
HYDRAULIC BOOM



Unique in the World!

The Scorpion concrete pump with hydraulic placing boom is often preferred for hydroelectric projects, bridges, tunnels, road and art constructions, industrial construction, depot-hangar constructions and dam projects. Generates maximum saving in time and money with the pumping feature that turns the maximum diesel power into hydraulic pressure.

One of the most important advantages of Scorpion is the efficient use of “boom reach”. Thanks to its **compact structure and 4x4 traction**, Scorpion can get closer to the construction site, therefore the entire boom length can be used for access.

Easily moved in construction sites by the remote control system and no need for crane to load to a truck for long distance transportation. Also all hydraulic system is controlled from the control panel when the remote control unit is not used.

The **4x4 propulsion system** is very useful when the terrain conditions are rough on sites and the unit needs to travel in narrow streets to get to the final concrete placing point.

Scorpion Series / General Features

Hydraulic Boom Unit:

The boom unit of Scorpion is made of high strength steel material. The boom construction as well as the outriggers and frame are well optimized for “weight-to-reach ratio” and shoe spacing.

User Friendly:

Scorpion concrete pump is designed to work smoothly on construction sites, not only in the cities, but also in distant yards. To support this idea, instead of “cost-saving” but complicated components, “simpler parts” are preferred with longer life and easier replacement procedures.

Unique Design:

The whole idea of “stationary concrete pump with 4 x 4 traction system” is most affordable and practical solution when the ready mix concrete system is at a distance from the job-site and the available ready-mixed concrete is costly.

The 4 x 4 traction system and relatively lighter operating weight makes it possible to get closer to the “target” concrete placing point. This feature provides more efficient use of the hydraulic placing boom. Another typical advantage of this system appears when the unit is coupled with a “4x4 traction self-loading mixer”. The traction system of a conventional truck-mounted concrete pump is not very convenient to rough terrains.

Remote Control:

The remote control system of Scorpion concrete pump has more functions than it has during conventional use of truck-mounted concrete pumps:

— The Traction Mode:

The system commands driving (forward/reverse) as well as steering functions.

— The Operation Mode:

The system commands concrete pump, and controls hydraulic movement as well as the slew motion of the placing boom.



Scorpion Series / General Features

Construction of 2-3 storey buildings, villas, concrete structures needed during road constructions, tunnels, dam constructions and irrigation projects, industrial constructions, depots warehouses are the typical examples where SCORPION pumps are most preferred.

The 4x4 traction system provides several additional advantages in rough terrain applications.

This also assures more efficient use of the hydraulic boom reach.

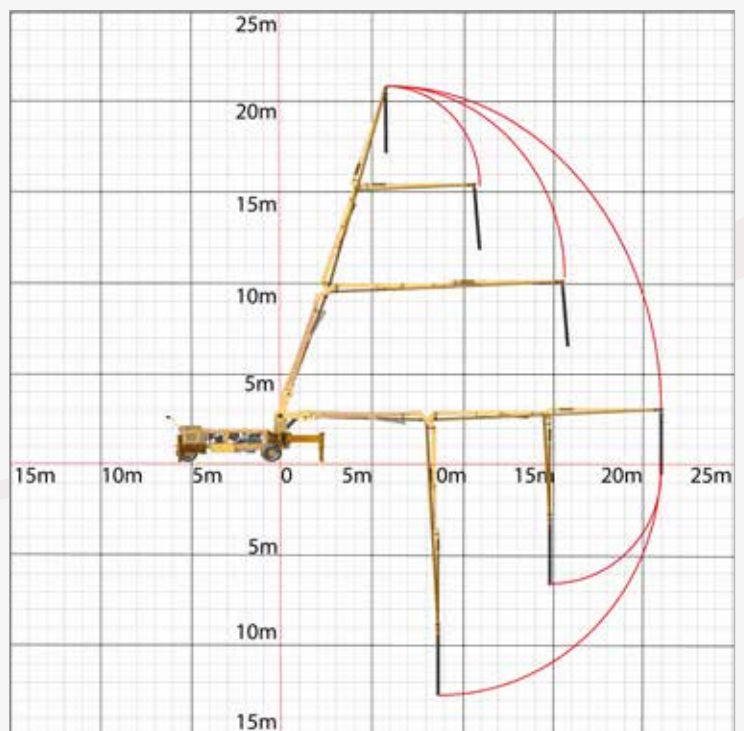

SCORPION's main hydraulic pump is equipped with torque limiter and variable flow control which uses the maximum engine power without losing necessary pumping pressure. This, in turn provides most efficient fuel consumption for the pumping operation.



- Easy Maintenance Facility
- Automatic Braking System
- Automatic Central Lubrication System
- High Pressure Cleaning Pumps
- 3-Stage / 21 m Hydraulic Boom
- Integrated Trailer and Boom
- 4X4 Propulsion System
- Wireless Remote Control
- Turbo Diesel
- Kubota, Cummins and Perkins Engine Options
- Kawasaki Hydraulic Pump

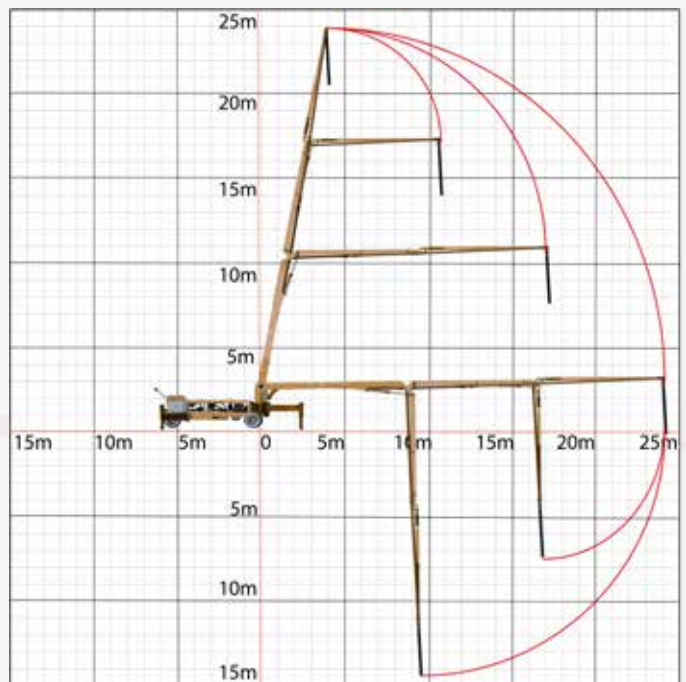
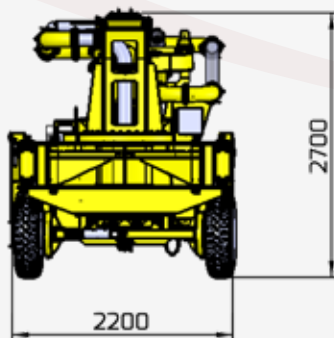
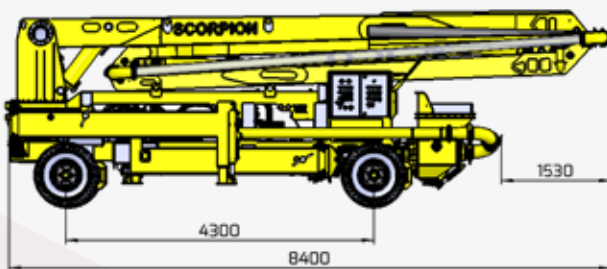
Scorpion 3.21 Series / Technical Details

SCP 3.21						
Models	SCP 25.321 K	SCP 40.321 P	SCP 40.321 K	SCP 50.321 P	SCP 60.321 P	SCP 60.321 C
Concrete Output (m ³ /h)	26,1	36,1	41,8	48,6	58,4	58,7
Max.Concrete Pressur (bar)	74,1 bar					
ENGINE Brand	KUBOTA	PERKINS	KUBOTA	PERKINS	PERKINS	CUMMINS
ENGINE Type	Water Cooled 4 Cylinder Diesel	Water Cooled 4 Cylinder Diesel	Water Cooled 4 Cylinder Diesel	Water Cooled 4 Cylinder Diesel	Water Cooled 4 Cylinder Turbo Intercooler	Water Cooled 4 Cylinder Turbo Intercooler
ENGINE Power (kw/@rpm)	50 kW@2600 rpm	75 kW@2200 rpm	74 kW@2600 rpm	88 kW@2200 rpm	88 kW@2200 rpm	100 kW@2200 rpm
ENGINE (hp)	67 hp	100 hp	97 hp	118 hp	118 hp	134 hp
Boom Height (m)	20,7 m					
Concrete Pipe Diameter (mm)	Ø 125					
1 st Boom Length (mm)	7,130 mm					
2 nd Boom Length (mm)	5,503 mm					
3 rd Boom Length (mm)	5,237 mm					
Boom Radius (mm)	17,870 mm					
End Hose Length (mm)	3.000 mm					
Boom Rotation Angle (°)	360°					
Concrete Piston Diameter (mm)	180 mm					
Stroke Length (mm)	900 mm	1100 mm	1100 mm	1100 mm	1100 mm	1100 mm
Number of Strokes (ROT/dk)	19,0	21,5	24,9	27,9	34,8	33,2
Hydraulic Pump (cc)	45 cc	80 cc	80 cc	112 cc	140 cc	140 cc
Max. Hydraulic Pressure (bar)	320 bar					
Hydraulic Oil Tank Capacity (lt)	280 lt					
Fuel Tank Capacity (lt)	110 lt					
Water Tank Capacity (lt)	110 lt					
Machine Weight (kg)	9.630 kg	9.870 kg	9.880 kg	9.980 kg	9.980 kg	9.985 kg



Scorpion 3.24 Series / Technical Details

SCP 3.24				
Models	SCP 40.324	SCP 50.324	SCP 60.324	SCP 80.324
Concrete Output (m ³ /h)	38-42	49-52	57-63	77-82
Max. Concrete Pressure (bar)	72-74 bar			
ENGINE Type	Water Cooled 4 Cylinder Diesel	Water Cooled 4 Cylinder Diesel	Water Cooled 4 Cylinder Diesel	Water Cooled 4 Cylinder Diesel
ENGINE Power (kw)	50-70 kw	70-92 kw	92-105 kw	110-165 kw
ENGINE (hp)	67-93 hp	93-120 hp	120-140 hp	150-220 hp
Boom Height (m)	23,8 m			
Concrete Pipe Diameter (mm)	Ø 125			
1 st Boom Length (mm)	7,760 mm			
2 nd Boom Length (mm)	6,600 mm			
3 rd Boom Length (mm)	6,340 mm			
Boom Radius (mm)	21,800 mm			
End Hose Length (mm)	3.000 mm			
Boom Rotation Angle (°)	360°			
Concrete Piston Diameter (mm)	180 mm			
Hydraulic Pump (cc)	45 cc	80 cc	112 cc	140 cc
Max. Hydraulic Pressure (bar)	70 - 74 bar			
Hydraulic Oil Tank Capacity (lt)	210 lt			
Fuel Tank Capacity (lt)	110 lt			
Water Tank Capacity (lt)	110 lt			
Operating Weight (kg)	12,000 kg	12,200 kg	12,500 kg	12,900 kg



TRAILER UNIT FOR DISTANT TRANSPORTS OF SCORPION CONCRETE PUMP

Specially designed towable trailer unit for Scorpion Concrete Pump

FT 208 TRAILER

- Steerable front wheels with tow-bar Robust structure with 2-Axles With 8 pneumatic tires
- 2 Folding Ramps
- Mechanical Suspensions
- With ABS Brake System
- With traffic lamps (signal and stop lamps) for use in city roads



The frame of the FT 208 Trailer can be folded down while being shipped. For overseas shipments, the Scorpion Pump and its carrier trailer can be shipped with the same 40' HC container.



SCORPION PUMP AND ITS CARRIER CAN BE SHIPPED IN THE SAME SINGLE 40' HC STD. OVERSEAS CONTAINER !

